Why a Gallery-Wrapped Canvas Remains the Standard in Fine Art Printing

The Foundation of a Lasting Print

When you order a canvas print, what you are really buying is not just the image but the craftsmanship behind how it is stretched and finished. A properly constructed piece starts with the frame, which in the case of a gallery-wrapped canvas is built from solid wood stretcher bars. These bars are precision-cut and joined at the corners so the canvas remains taut for years. Unlike cheaper alternatives that use particleboard or plastic, solid wood stretcher bars do not warp under changes in humidity or temperature. I have seen prints that looked perfect on delivery but began to sag within six months because the frame was made from low-grade materials. That kind of failure is avoided when the foundation is right.

The canvas itself also matters. A cotton-polyester canvas blend offers a surface that absorbs ink evenly without allowing it to bleed into the fibers. This is especially important when the print will be displayed in a space with natural light or near windows, because the fabric must hold the image without discoloration over time. Many artists and interior designers I work with prefer a matte finish on the canvas because it reduces glare and keeps the colors looking natural under directional lighting. A glossy finish on canvas can create hot spots that distract from the artwork, especially in a room with large windows or track lighting.

How Edge Wrapping Changes the Look

One of the defining features of a gallery-wrapped canvas is how the image continues around the sides of the frame. Instead of stopping at the front face, the print is wrapped over the edges so the image wraps onto the stretcher bars. This eliminates the need for a separate frame and gives the piece a modern, floating appearance on the wall. For abstract or landscape works, the edge wrapping adds depth and makes the piece feel more like an object than a flat surface. For photographs with a strong central subject, the wrap can sometimes crop out important details on the edges, so you have to be deliberate about how the image is composed before ordering.

The depth of the stretcher bars also plays a role. A deep set canvas, typically one and a half inches or more, creates a pronounced shadow when hung. This works well in commercial framing contexts like corporate lobbies or hospitality art installations where the artwork needs to hold its own against architectural elements. A shallower wrap, around three-quarters of an inch, feels more restrained and suits smaller rooms or hallways. The choice depends on the scale of the wall and the visual weight you want the piece to carry.



Giclée Printing and What It Actually Means

You will hear the term giclée printing thrown around a lot, but not all giclée prints are created equal. The word itself just refers to a process of spraying fine droplets of ink onto the surface. What separates a mediocre giclée from a museum-quality print is the combination of the printer, the ink, and the color profiling. A good giclée printer uses UV-resistant ink that bonds with the canvas fibers and resists fading even under prolonged exposure to sunlight. I have tested prints from different providers by leaving samples in a south-facing window for three months. The prints made with archival quality inks showed almost no visible shift in color, while cheaper inks turned yellow or lost saturation.

The surface also matters. Some printers use fine art paper for certain editions, but for a durable wall piece that will hang in a high-traffic area, canvas is a better choice. The texture of the canvas itself becomes part of the viewing experience. When paired with a matte finish, the result is a print that looks more like an original painting than a reproduction. That is why so many designers specify a gallery-wrapped canvas for high-end residential projects where the client expects the artwork to feel intentional and permanent.

Hardware That Gets Ignored but Matters

The back of the canvas is rarely visible once it is on the wall, but it determines whether the piece stays straight and secure. A proper back dust cover keeps dust and insects from accumulating inside the frame. This is a small detail that extends the life of the print and

makes it easier to clean. The hanging hardware should include sawtooth hangers or a wire hanging kit depending on the size of the piece. For a large canvas over thirty inches wide, a wire kit distributes the weight better and allows the piece to be leveled more easily. Sawtooth hangers work well for smaller works but can shift if the canvas is heavy.

I always recommend checking the hardware before you mount anything. There is nothing worse than watching a client struggle to hang a beautiful print because the wire is too short or the hangers are not rated for the weight. A ready-to-hang canvas should come with everything you need to put it on the wall in under five minutes. If you have to go buy additional hardware, the product was not truly ready-to-hang.

Fade Resistance and Long-Term Display

Fade resistance is not just about the ink. It is also about how the canvas is coated and how the print is stored before it reaches you. UV-resistant ink is the first line of defense, but a protective coating applied after printing adds another layer. Some coatings also reduce the appearance of scratches or scuffs, which matters in commercial spaces where the artwork might be touched or brushed against. In hospitality art, where pieces are moved between rooms and cleaned regularly, a durable surface finish is essential.

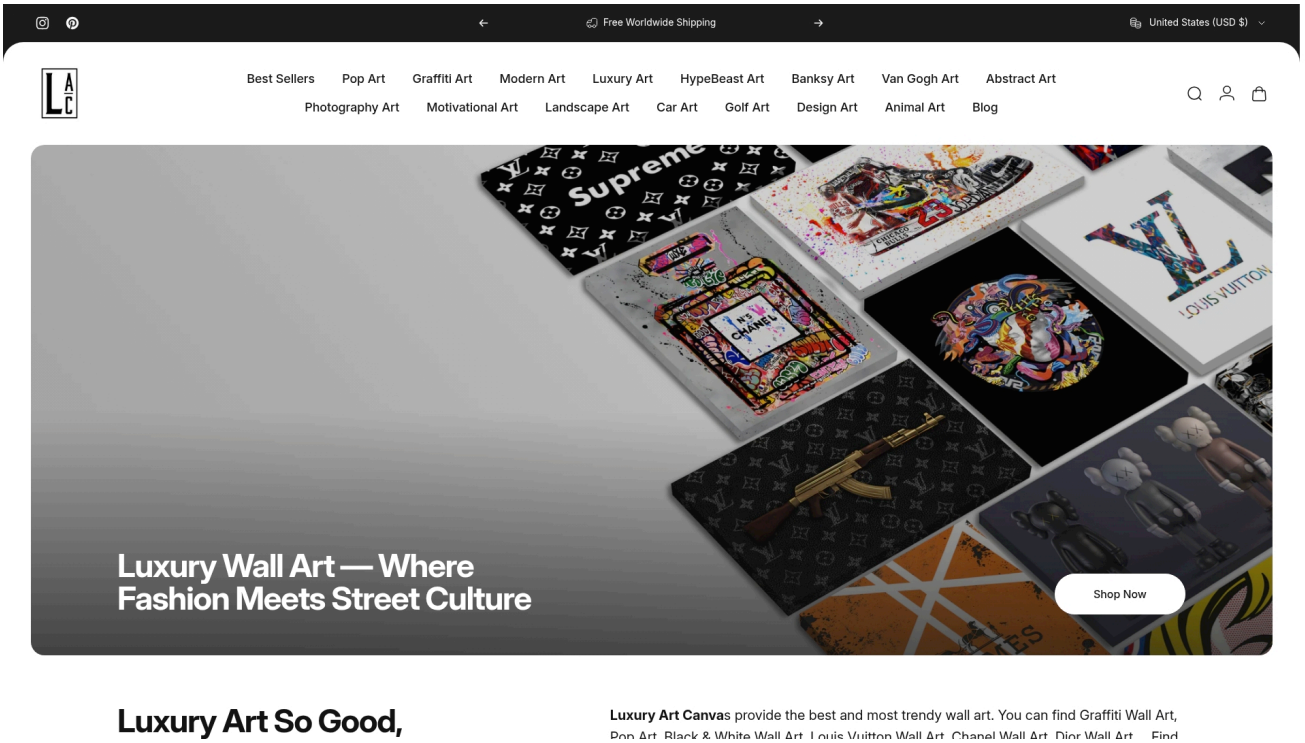

I have seen prints that looked pristine after five years in a hotel lobby because they were printed with archival quality materials and given a proper matte finish. I have also seen prints that looked faded and brittle after one year in a sunlit hallway because the materials were not selected for longevity. The difference is not always visible in the first few months, but it

becomes obvious over time. Spending a little more on the build quality upfront saves you from having to replace the piece later.

When a Gallery-Wrapped Canvas Is the Right Choice

There are situations where a framed print on fine art paper might be a better fit. If the artwork is very detailed and benefits from a smooth, non-textured surface, paper can sometimes preserve finer lines better than canvas. But for most wall art in commercial and residential settings, a gallery-wrapped canvas is the standard because it looks clean, does not require a separate frame, and holds up well under normal conditions. The image wraps around the edges, so there is no border or frame to distract from the artwork. That simplicity is what makes it so popular in modern interiors.

I once worked on a project for a corporate lobby where the client wanted a series of large landscape photographs. The space had floor-to-ceiling windows on one side and a stone wall on the other. We chose a deep set canvas with a matte finish and UV-resistant ink. The prints have been hanging for three years now, and they still look as vibrant as the day they were installed. That kind of result is not accidental. It comes from selecting the right combination of materials and construction from the start.

Custom Sizing and Practical Considerations

Not every wall comes in standard sizes. Custom sizing is one of the advantages of ordering a gallery-wrapped canvas from a provider that builds each piece to order. You can specify the exact width and height, and the stretcher bars are cut to match. This is particularly useful for hospitality art where the artwork needs to fill a specific alcove or span a particular section of wall. The lead time is longer, but the fit is precise.

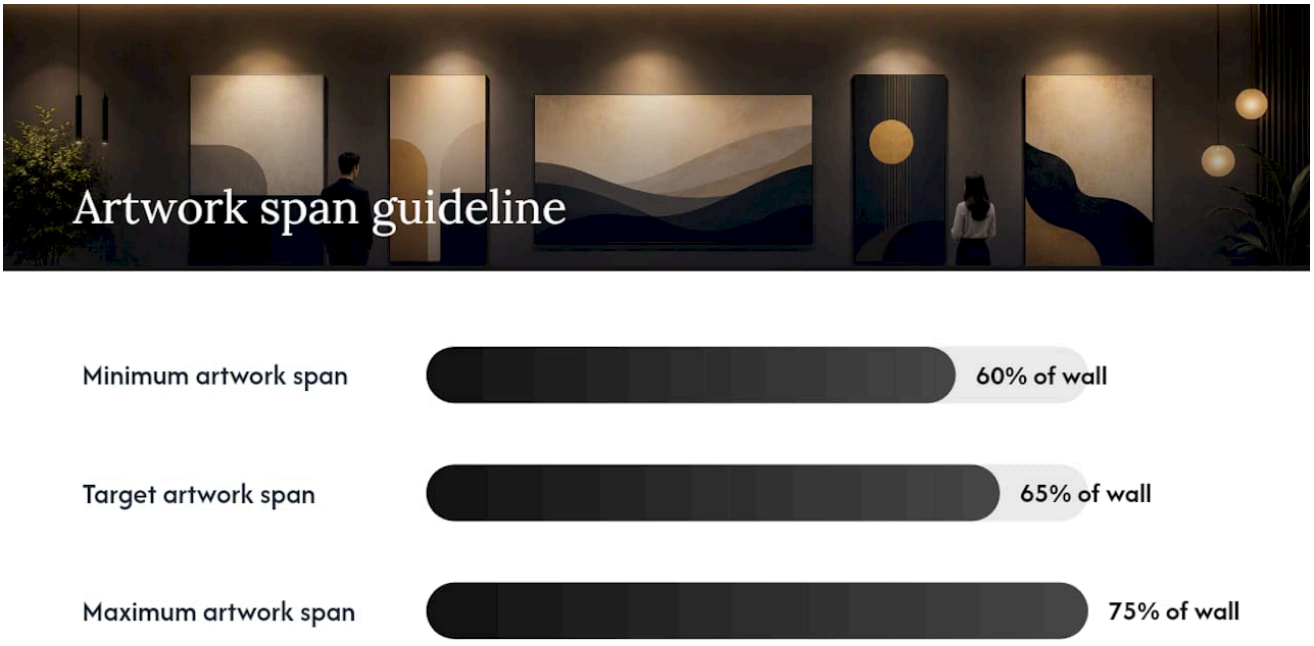

When ordering custom sizes, pay attention to the depth of the stretcher bars and whether you want the image to wrap or mirror on the edges. Some providers offer a mirror option where the edges show a reversed version of the image, which can be useful if the main image has text or faces. I prefer a straight wrap for most scenes because it preserves the composition. But for pieces where the main subject extends to the edge, a mirrored wrap can sometimes look more intentional.

In the end, the value of a gallery-wrapped canvas comes down to how well it is built. The materials, the tension of the stretch, the quality of the ink, and the hardware all contribute to the final result. If you are investing in wall art for a commercial space or a high-end home, it is worth paying attention to these details. A well-made canvas will last for decades with minimal care. A poorly made one will start to show problems within the first year. The difference is in the construction, not just the image.